

Instruction Sheet

Kit Number: 71516700

ENGINE HOOP KIT



WARNING: FAILURE TO FOLLOW INSTRUCTIONS could result in personal injury and/or damage to unit.
Read, understand, and follow all safety practices in Operator's Manual before beginning.

Package Contents

Check the contents of your kit for the parts listed below
Also see Figure 1.

Item	Description	Qty	AriensCo P/N
1	Engine Top Guard	1	09476853
2	1/4"-20 x 1/2" Hex Washer Head Tapping Screw	4	07400122

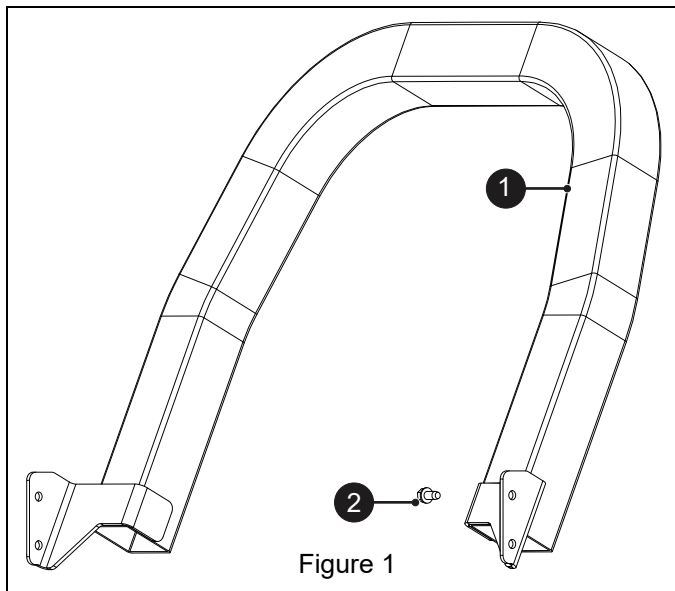


Figure 1

INSTALLATION

1. Stop unit and remove key.
2. Wait for all moving parts to stop and for hot parts to cool.
3. Engage parking brake.

4. Position guard (item 1) behind operator's seat. Mounting brackets face forward. See Figure 2.

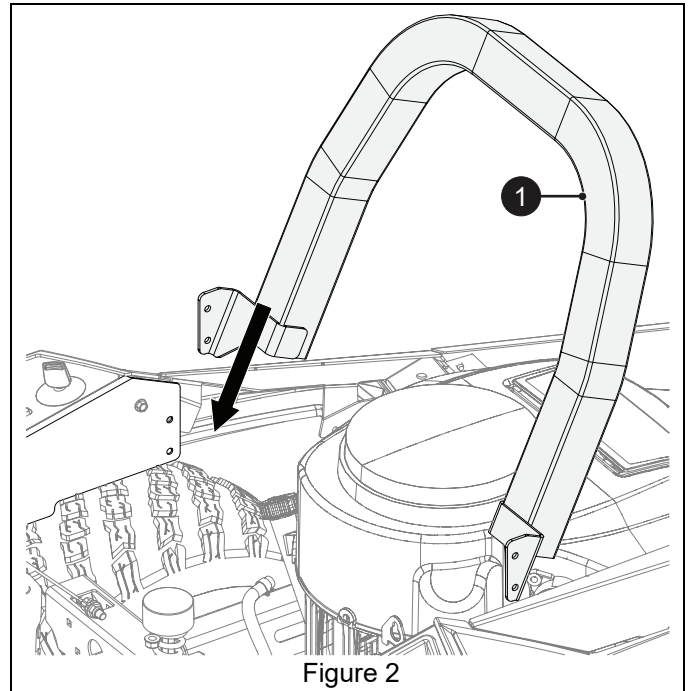


Figure 2

5. Secure guard to mower using four 1/4" x 1/2" tapping screws (item 2). DO NOT overtighten. See Figure 3.

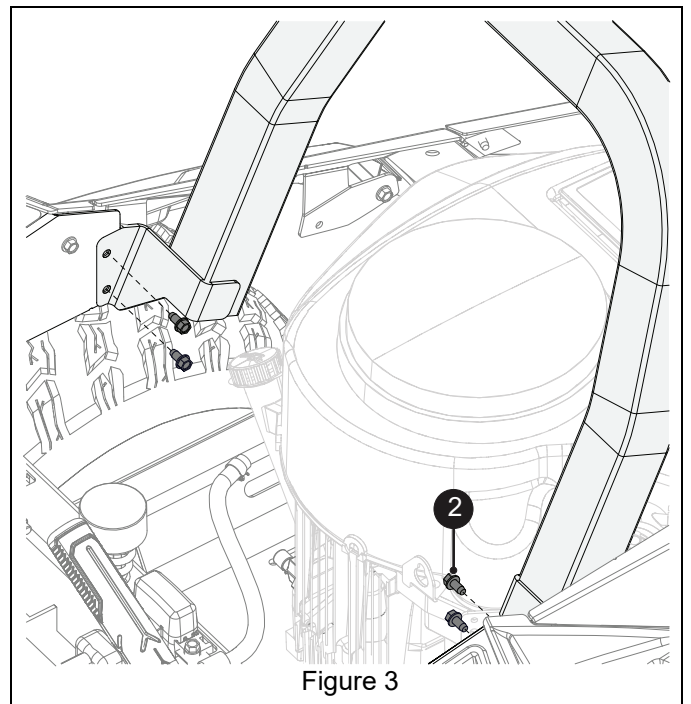


Figure 3